



**PROFILE
DESIGN** 

HSF BTA WEDGES

REVISION 01-05-25-2022

INTRODUCTION

Thank you for purchasing this set of Profile Design HSF BTA Wedges.

Please read these instructions thoroughly before attempting to install this item. Proper installation is required for compliance with Profile Design's warranty policy. If you are not familiar with installing bicycle accessories, please seek the assistance of your local Profile design dealer by logging on to www.profile-design.com and using "dealer search" or by calling Profile Design's customer service number p.# 888.800.5999.

Note to Dealers: If you install this product for the consumer, please provide him/her with this owner's manual after installation.

Tools and materials required:

- 3mm Hex wrench

Your Cage kit should contain:

- Three (3) plastic wedges (5°)
- Six (6) M5x10 countersunk steel bolts with preinstalled threadlocker
- One (1) washer

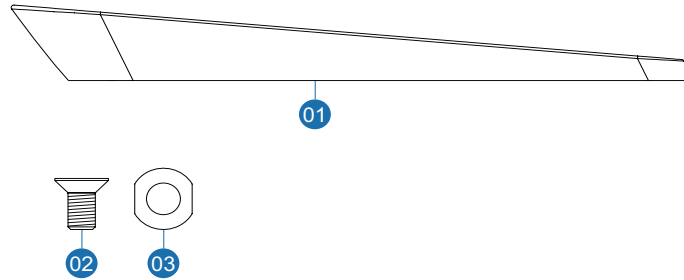
Components compatible with this Wedge:

- Any standard spaced (64mm) bottle cage
- Any standard spaced (64mm) BTA mount

If anything is missing from the wedge kit please contact your dealer.

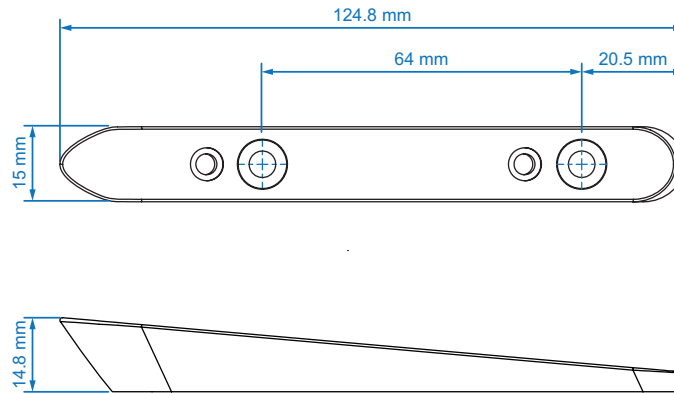
WARNING: Periodically check the Wedge for damage, particularly for cracks or scratches in the surface that could lead to degradation and weakening of the base material. Replace any component on which you notice any damage from use or accident.

COMPONENT LIST



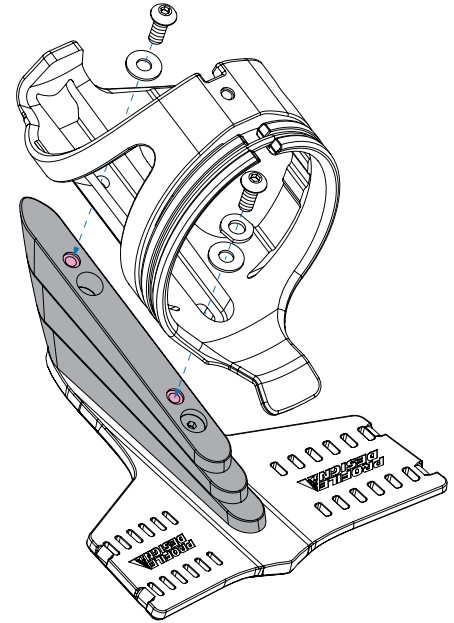
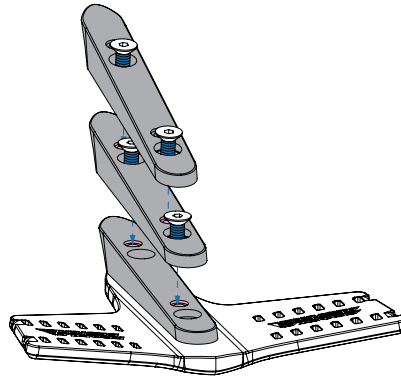
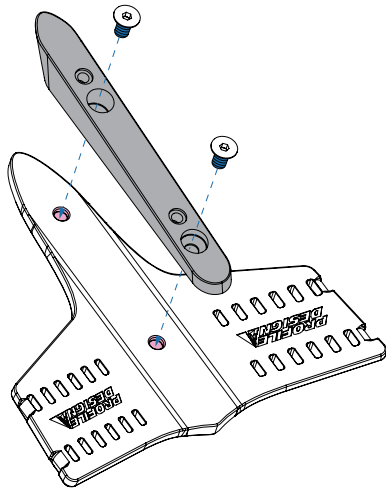
Ref.#	Part.#	QTY. Req.	Part Description
1	274473	3	HSF BTA Wedges (5 degree)
2	313602	6	Bolt - M5x10mm FHB w/Nylok
3	275674	1	Washer 6x12x1.5 UCP

PART DRAWINGS



INSTALLATION INSTRUCTIONS

1. Choose the number of wedges required, either by measuring the angle of the mount or test fitting.
2. Mount the first wedge to the BTA mount using two of the countersunk bolts and torque to 3Nm.
 - Do not grease the bolts as this will neutralise the threadlocker.
3. Each successive wedge is mounted to the one below using two countersunk bolts torqued to 3Nm.
4. Once you have achieved the desired angle, mount the bottle cage to the uppermost wedge using the bolts supplied with the cage, with the washer underneath the front bolt and torque to 3Nm.



 **WARNING**

- Profile Design Worldwide Two Year Limited Warranty.
- Profile Design, LLC (distributor) warrants to the original retail purchaser ("you") that the Profile Design product for which you received this warranty is free from defects in material and workmanship for (2) two years from the date of original retail purchase. For more details on this warranty, its exclusions and/or how to make a claim under the warranty please call +1 310.747.0085 extension 161 or visit www.profile-design.com/pages/warranty



2677 El Presidio Street
Long Beach, CA 90810
Ph: 310-884-7756

www.profile-design.com

© Profile Design LLC